

24" Compact Condensation Dryer

300 Series – WTG86400UC



BOSCH
Invented for life



WTG86400UC
White

The 300 Series dryer is a perfect companion piece to the 300 series washer, matching in quality, performance and design.

Features & Benefits

Condensation drying doesn't require ducting.

Sensitive Condensation Drying System delivers high quality fabric care and complete drying results.

Washer plugs into dryer for easy installation.

The 4.0 cu. ft. drum has large capacity to fit a variety of loads.



General Properties

Dryer type	Condensing
Drum material	Galvalume
Interior light	No
Ventless drying (no ducting)	Yes
Stackable	Yes with Stacking Kit Accessory
Silence level (dBA)	67
Programs (No.), [Special]	(15), [Jeans, Heavy Duty]
Options (No.), [Special]	(6), [Dry Level, Finished In]
Energy consumption (kWh/yr)	320
ENERGY STAR® qualified	No

Capacity

Capacity (cu. ft.)	4.0
--------------------	-----

Design Elements

Door ring	White
Control type	Touch
Dial	White
Bosch logo on door glass	No

Technical Details

Energy source	Electric
Watts (W)	2,520
Circuit breaker (A)	30
Volts (V)	208/220-240
Current (A)	10.5
Frequency (Hz)	60
Plug type	240V; NEMA 14-30 (4 prong)
Power cord included	Yes
Power cord length (in)	63 (Full Length)
Drain hose length (in)	78 (Full Length)
Door hinge	Right Side (Not Reversible)

Dimensions & Weight

Overall appliance dimensions (HxWxD)(in)	33 1/4" x 23 1/2" x 25"
Net weight (lbs)	99
Minimum stack height (in)	67 3/4"

Accessories—Optional



WTZ11400UC
Stacking kit with shelf



WTZ20410UC
Stacking kit without shelf



WMZ20600
Drying Rack



Accessories: To purchase Bosch accessories, cleaners & parts please visit www.bosch-home.com/us/store or call 1-800-944-2904 (Mon to Fri 5 am to 6 pm PST, Sat 6 am to 3 pm PST).

Notes: All height, width and depth dimensions are shown in inches. BSH reserves the absolute and unrestricted right to change product materials and specifications, at any time, without notice. Consult the product's installation instructions for final dimensional data and other details prior to making cutout.

Warranties: Please see Use & Care manual or Bosch website for statement of limited warranty.

For more information on our entire line of products, go to www.bosch-home.com/us or call 1-800-944-2904

© BSH Home Appliances Corporation. All rights reserved. Bosch is a registered trademark of Robert Bosch GmbH.

24" Compact Condensation Dryer

300 Series – WTG86400UC

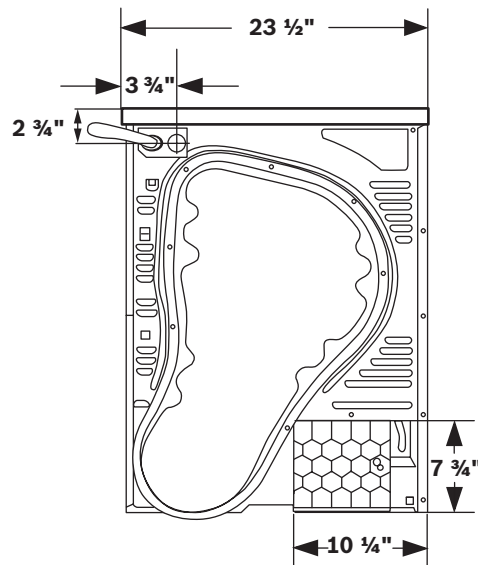
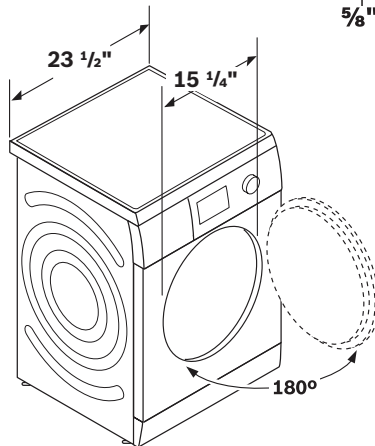
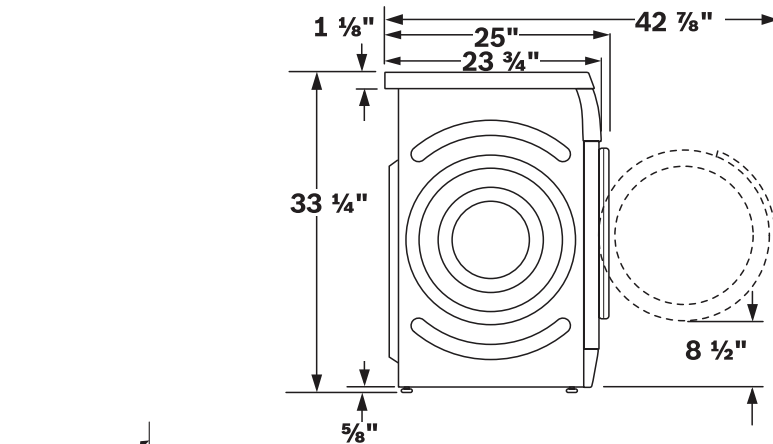


BOSCH

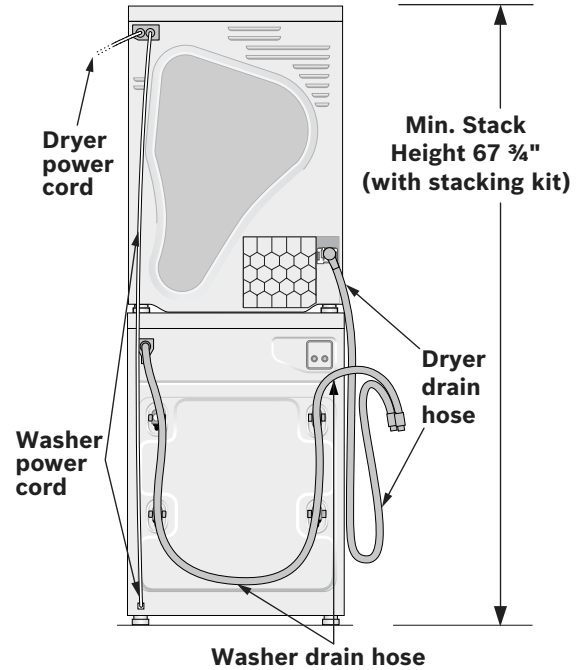
Invented for life

Installation Details

Dimensions in inches



Washer plugs into the dryer or properly installed 240V NEMA 6-15 wall receptacle.



Accessories: To purchase Bosch accessories, cleaners & parts please visit www.bosch-home.com/us/store or call 1-800-944-2904 (Mon to Fri 5 am to 6 pm PST, Sat 6 am to 3 pm PST).

Notes: All height, width and depth dimensions are shown in inches. BSH reserves the absolute and unrestricted right to change product materials and specifications, at any time, without notice. Consult the product's installation instructions for final dimensional data and other details prior to making cutout.

Warranties: Please see Use & Care manual or Bosch website for statement of limited warranty.

For more information on our entire line of products, go to www.bosch-home.com/us or call 1-800-944-2904

© BSH Home Appliances Corporation. All rights reserved. Bosch is a registered trademark of Robert Bosch GmbH.

05/20

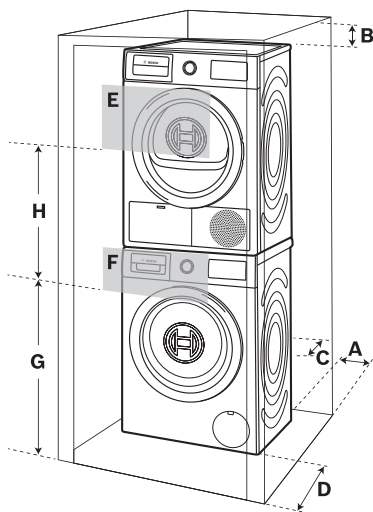
24" Compact Condensation Dryer

300 Series – WTG86400UC

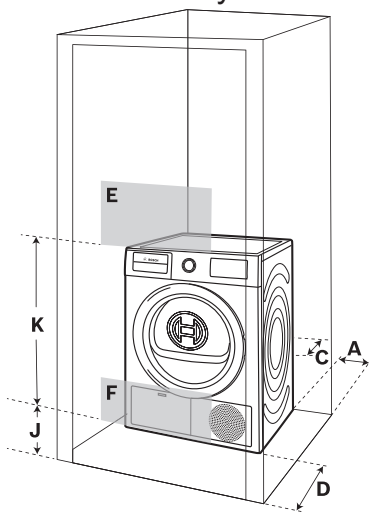


Installation Details

Closet: Stacked



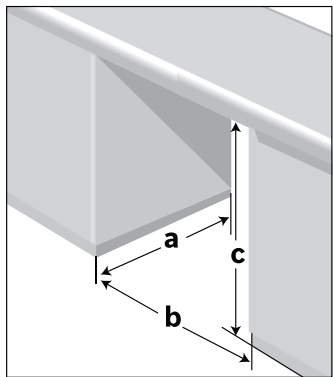
Closet: Stand Alone (shown) or Side by Side



Clearance requirements (Minimum)		
A	Both Sides	5/8 in.
B	Top	6 1/4 in.
C	Rear	2 1/2 in.
D	Front	2 1/2 in.
Ventilation Area (Minimum)		
E	Top	63 sq. in.
F	Bottom	63 sq. in.
Vent Spacing		
G		37 in.
H		26 in.
J		3 in.
K		29 in.

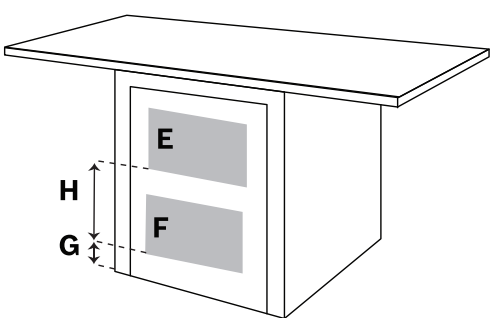
Enclosure Dimensions

Under Counter: (Preferred)



Front of the appliance fully open. No doors or coverings.

Under Counter: (Less Preferred)



If the front of the appliance is covered, ventilation openings must be installed as shown and front/rear clearances adhered to according to closet installations.

Minimum opening dimensions	
a	28 in.
b	23 7/8 in.
c	34 1/2 in.
E & F are minimum area sizes	
E	63 sq. in.
F	63 sq. in.
G & H actual spacing dimensions for min. open area sizes	
G	3 in.
H	14 in.